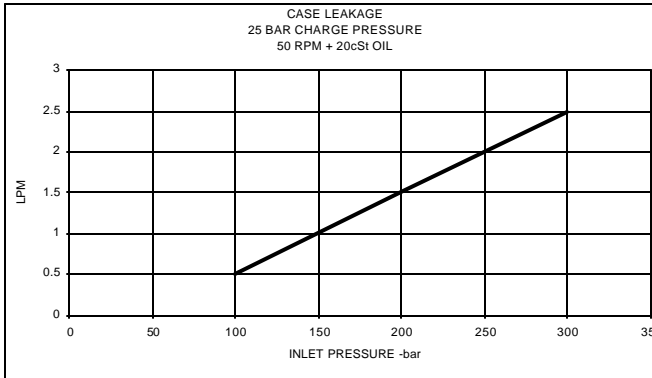
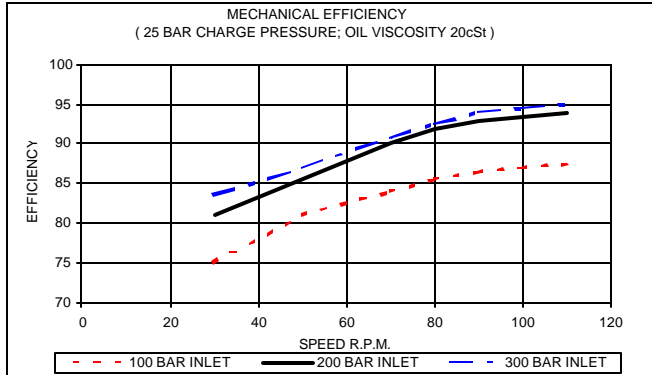


TECHNICAL DATA SHEETS

Performance

RotaryPower **XK20** Motor

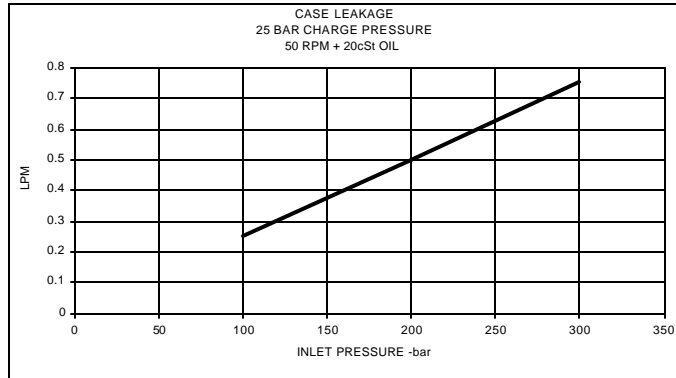
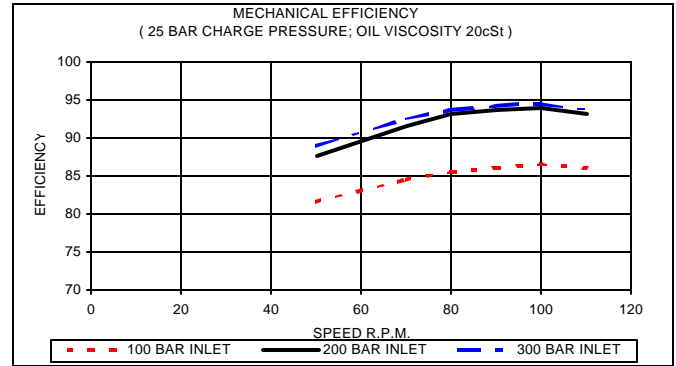
MAXIMUM DISPLACEMENT - CODE 19



MINIMUM INLET PRESSURE
20 bar (PUMPING MODE)

WITH RESPECT TO SPEED TO BE ADVISED

MINIMUM DISPLACEMENT - CODE 19



MINIMUM INLET PRESSURE
20 bar (PUMPING MODE)

WITH RESPECT TO SPEED TO BE ADVISED

Mechanical Efficiency is closely related to motor operating temperature.

High fluid temperatures may lower the mechanical efficiency.

(Note "normal operating temperature" in specification table)

Above values are averages, following 1000 hours of typical operation (50C Oil Inlet Temperature).

Allowance should be made for reduction in efficiencies as system ages.

When making comparisons with similar competitor's products, ensure return-line pressure is identical, as this can have a significant effect on mechanical efficiency, especially at low inlet pressures.